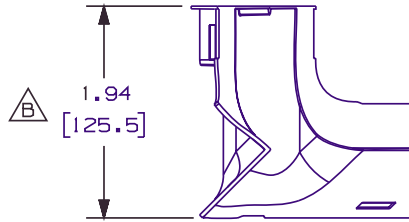
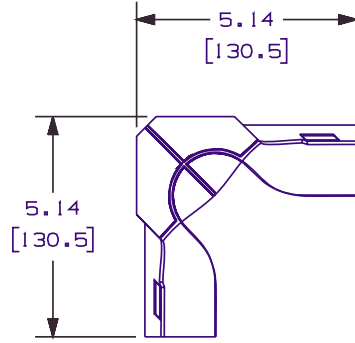


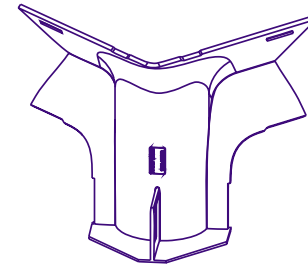
THIS COPY IS PROVIDED ON A RESTRICTED BASIS AND IS NOT TO BE USED IN ANY WAY DETRIMENTAL TO THE INTERESTS OF PANDUIT CORP.



PANDUIT PART NO.	WEIGHT
WCM35T1	.21 LBS (93.5 G)

NOTES:

- SEE CURRENT CATALOG FOR ADDITIONAL PART NUMBER SUFFIXES TO INDICATE COLOR AND/OR PACKAGE QUANTITY.
- THIS PRODUCT IS INTENDED TO BE USED WITH PANDUIT TYPE WCM35 RACEWAY.
- THIS PRODUCT IS FEATURED WITH 1" BEND RADIUS.
- DIMENSIONS IN PARENTHESIS ARE IN METRIC.
- NOMINAL WALL THICKNESS FOR INSERT IS .100" (2.54).



CAD FILENAME/LAYERS D37786C0_DC_WCM35T1_05B.PRT

PANDUIT CORP. TINLEY PARK, ILLINOIS

A 3.5 INCH COVE MOLDING TEE INSERT FITTING (WCM35T1) CUSTOMER DRAWING

UNLESS OTHERWISE SPECIFIED, DIMENSIONAL TOLERANCES ARE:
 (.X) ± (.XXX) ± .015 (.38)
 (.XX) ± .03 (.8) ANGLES ±

UNLESS OTHERWISE SPECIFIED, ALL DIMENSIONS ARE GIVEN IN INCHES, THIRD ANGLE PROJECTION.

REV	DATE	BY	CHK	DESCRIPTION	ECN	CHK	CUST	SUP	DRAWN BY	DATE	CHK'D	MAT'L	SCALE	DWG NO.	DWG SIZE
-	-----	----	----	RELEASED TO PRODUCTION	-----				JBN	05-07-02	BKR	PVC	NONE	37786-19	A
I	11-05-02	JHEP	BKR	B. REVISED DIMENSION A. REVISED PART DESCRIPTION	37786-19	RGRO	RGRO		JBN	05-07-02	BKR	PVC	NONE	37786-19	A
R	05-07-02	JBN	BKR	DRAWING RELEASED					JBN	05-07-02	BKR	PVC	NONE	37786-19	A